



CANYON OAKS PROPERTY OWNERS ASSOCIATION  
GUIDELINES FOR DISPLAY OF FLAGS

STATE OF TEXAS

COUNTY OF UVALDE

WHEREAS, Canyon Oaks Property Owners Association ("Association") is charged with administering and enforcing those certain covenants, conditions and restrictions contained in the recorded Declarations for the various sections of the community (referred to collectively as "Declarations"); and

WHEREAS, chapter 202 of the Texas Property Code was amended effective June 20, 2011, to add Section 202.011 ("Section 202.011") thereto regarding the display of flags; and

WHEREAS, the Board of Directors of the Association ("Board") has determined that in connection with maintaining the aesthetics and architectural harmony of the community, and to provide clear and definitive guidance regarding the display of flags therein, it is appropriate for the Association to adopt guidelines regarding the display of flags.

NOW, THEREFORE, the Board has duly adopted the following *Guidelines for Display of Flags* within the community.


1. These Guidelines apply to the display of ("Permitted Flags"):
  - a. the flag of the United States; and
  - b. the flag of the State of Texas; and
  - c. the official flag of any branch of the United States armed forces.
2. These Guidelines do not apply to any flags other than the Permitted Flags listed in Section 1 above including, but not limited to:
  - a. flags for schools, sports teams, businesses or foreign countries; or
  - b. flags with marketing, seasonal, historical, commemorative, nautical, political or religious themes; or
  - c. historical versions of flags permitted in Section 1 above.
3. Permitted Flags may be displayed subject to these guidelines. Advance written approval of the Association is required for any free-standing flagpole and any additional illumination associated with the display of Permitted Flags.


4. Permitted Flags must be displayed in a respectful manner in accordance with the current relevant federal, state or military code.
5. Permitted Flags must be displayed from a pole attached to a structure or to a free-standing pole. Permitted Flags may not be draped over or directly attached to structures. For example, a Permitted Flag may not be laid across a fence or stapled to a garage door.
6. Permitted Flags shall be no larger than three foot (3') by five foot (5') in size.
7. Only one Permitted Flag may be displayed on a flagpole attached to a structure. Up to two Permitted Flags may be displayed on an approved free-standing flagpole that is at least fourteen feet (14') tall.
8. Flagpoles must be constructed of permanent, long-lasting materials with an appropriate finish that is harmonious with the dwelling.
9. A flagpole attached to a structure may be up to six feet (6') long and must be securely attached with a bracket with an angle of 30 to 45 degrees down from vertical. The flagpole must be attached in such a manner as to not damage the structure. One attached flagpole is allowed on any portion of a structure facing a street and one attached flagpole is allowed on the rear or backyard portion of a structure. Brackets which accommodate multiple flagpoles are not allowed.
10. Free-standing flagpoles may be up to twenty feet (20') tall, including any ornamental caps. Free-standing flagpoles must be permanently installed in the ground according to manufacturer's instructions. One free-standing flagpole is allowed in the portion of the owner's property between the main residential dwelling and any street and one free-standing flagpole is allowed in the rear or backyard portion of a property.
11. Free-standing flagpoles may not be installed in any location described below:
  - a. in any location other than the Owner's property; or
  - b. within a ground utility easement or encroaching into an aerial easement; or
  - c. beyond the side or rear setback lines; or
  - d. beyond half the distance of the front setback line (for example, on a lot with a 30' front setback line, a flagpole may not be installed closer than 15' from the front property line); or closer to a dwelling on an adjacent lot than the height of the flagpole (for example, a 20' flagpole cannot be installed closer than 20' from an adjacent house).

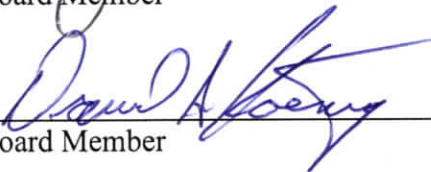
12. Lighting may be installed to illuminate Permitted Flags if they will be displayed at night and if existing ambient lighting does not provide proper illumination. Flag lighting must:
  - a. be ground mounted in the vicinity of the flag; and
  - b. utilize a fixture that screens the bulb and directs light in the intended direction with minimal spillover; and
  - c. point towards the flag and face the main structure on the property or to the center of the property if there is no structure; and
  - d. provide illumination not to exceed the equivalent of a 60 watt incandescent bulb.
13. Flagpoles must not generate unreasonable noise levels which would disturb the quiet enjoyment of other residents. Each flagpole owner should take steps to reduce noise levels by using vinyl or plastic snap hooks, installing snap hook covers or securing a loose halyard (rope) around the flagpole with a flagpole clasp.
14. Flagpoles are allowed solely for the purpose of displaying Permitted Flags. If a flagpole is no longer used on a daily basis, it must be removed.
15. All flags and flagpoles must be maintained in good condition. Deteriorated flags must be removed and promptly replaced. Deteriorated or structurally unsafe flagpoles must be promptly repaired, replaced or removed.


The guidelines are effective upon adoption and recordation in the Public Records of Uvalde County, Texas and supersede any guidelines for display of flags which may have previously been in effect. Except as affected by Section 202.011 and/or by these guidelines, all other provisions contained in the Declarations or any other dedicatory instruments of the Association shall remain in full force and effect.

Approved and adopted by the Board on this 21<sup>st</sup> day of July, 2012.

  
Board Member

  
Board Member

  
Board Member

  
Board Member

SECRETARY'S CERTIFICATE OF FILING

I, Cheryl Young certify that:

I am the duly qualified and acting secretary of Canyon Oaks Property Owners Association, a duly organized and existing Texas non-profit corporation.

The attached instruments are true copies of unrecorded Dedicatory Instruments, as that term is defined by Section 202.001 of the Texas Property Code, pertaining to Canyon Oaks Property Owners Association.

The attached instruments are being presented for recording in the Official Public Records of Real Property of Uvalde County, Texas, pursuant to Section 202.006 of the Texas Property Code.

Dated: 9-21-2012

Cheryl A Young  
Secretary  
Canyon Oaks Property Owners Association

THE STATE OF TEXAS           §  
  §  
COUNTY OF UVALDE           §

This instrument was acknowledged before me on the 21 day of SEPTEMBER, 2012, by CAROL GILKEY, Secretary of Canyon Oaks Property Owners Association, a Texas non-profit corporation, on behalf of said corporation.

Carol Gilkey  
Notary Public in and for The State of Texas



AFTER RECORDING, RETURN TO:

Bartley & Spears, P.C.  
14811 St. Mary's Lane, Suite 270  
Houston, Texas 77079

**FILED AND RECORDED**

OFFICIAL PUBLIC RECORDS

*Ramona Esquivel Hobbs*

Ramona Esquivel Hobbs, County Clerk

Uvalde County TEXAS

September 27, 2012 02:28:44 PM

FEE: \$28.00

2012003338

I, Ramona Esquivel Hobbs, County Clerk, do hereby certify that the foregoing instrument was FILED FOR RECORD on the date and time stamped hereon and was duly recorded in the Official Public Records of Uvalde County, Texas.



Ramona Esquivel Hobbs, County Clerk  
Uvalde County, Texas

By: *Maia Luna* Deputy

